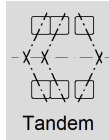
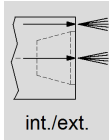
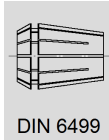
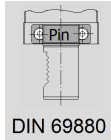
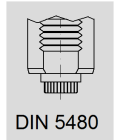
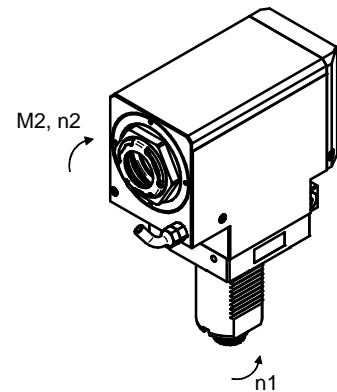
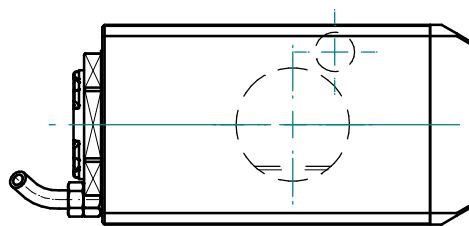
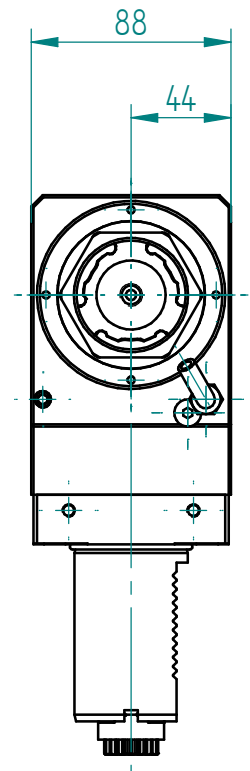
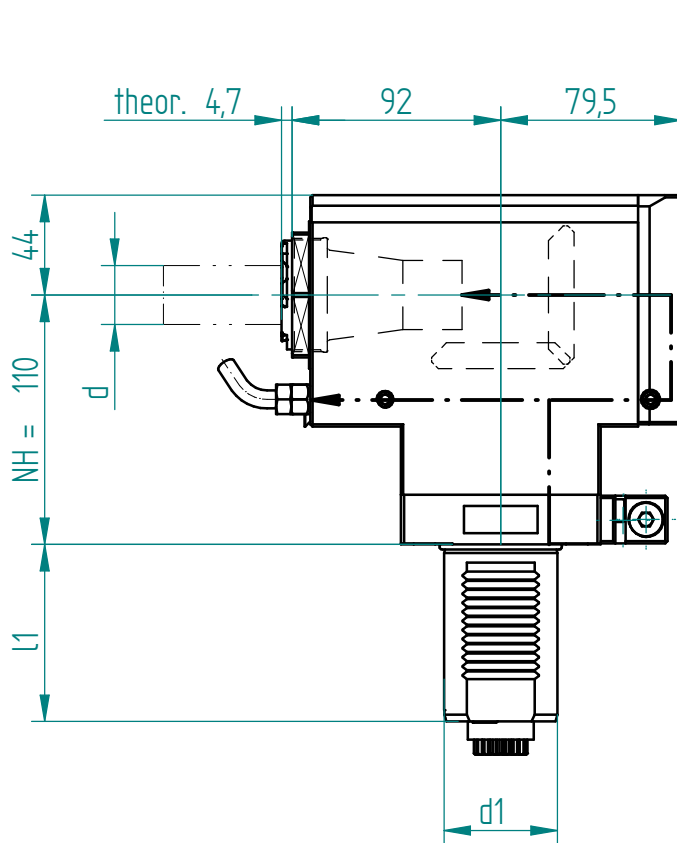


Typenblatt
Data Sheet

Angetriebene Werkzeuge 90°
Spannzangenaufnahme
driven tools 90° ; collet chuck



int. 5-80 bar
ext. 80 bar
- \diamond 50µm
- Dry run: max. 10%



Änderungen vorbehalten, Subject to modification

| Schaft shank | | Drehmoment torque | Drehzahl tool speed | Leistung output | Übersetzung gear ratio | Wkzg.Aufnahme Spannbereich tool holding fixture clamping range | Kupplung coupling | Ausführung version | Bestell-Nr. order N° |
|-----------------|----------|----------------------|------------------------|--------------------|---------------------------|---|-----------------------------|-----------------------|-------------------------|
| DIN 69880 | | | | | | | | | |
| d1 mm | l1 mm | M2 max Nm | n2 max 1/min | P max KW | i = n1: n2 | Spannbereich d chucking capacity d | | | |
| 50 | 78 | 100.0 | 4000 | 12.0 | -1.00 | DIN 6499 - 40 - I 3-26 | DIN 5480 W 24x1.25x30x18 | rechts right | 109732 |

Erforderliche(r) Schlüssel zur Werkzeugspannung / necessary key(s) for tool clamping

106113