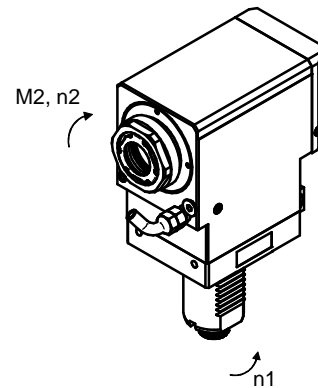
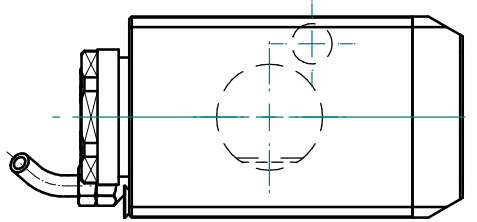
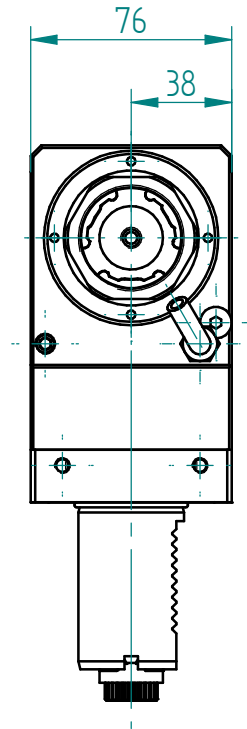
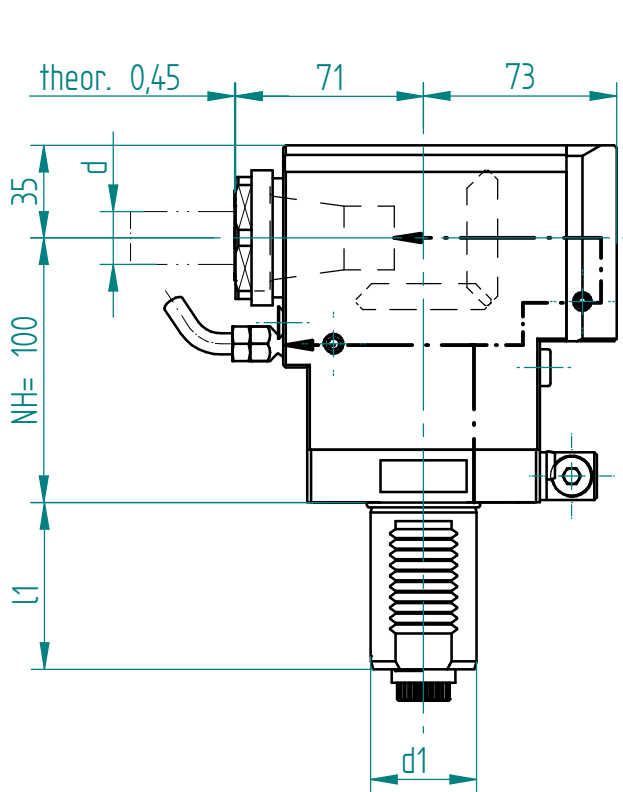
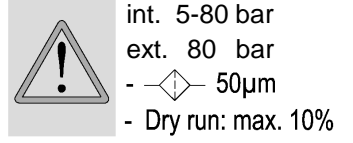
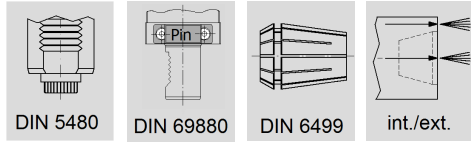


Typenblatt
Data Sheet

Angetriebene Werkzeuge 90°
Spannzangeaufnahme
driven tools 90° ; collet chuck



Änderungen vorbehalten. Subject to modification

Schaft shank		Drehmoment torque	Drehzahl tool speed	Leistung output	Übersetzung gear ratio	Wkzg.Aufnahme Spannbereich tool holding fixture clamping range	Kupplung coupling	Ausführung version	Bestell-Nr. order N°
DIN 69880									
d1 mm	l1 mm	M2 max Nm	n2 max 1/min	P max KW	i = n1: n2	Spannbereich d chucking capacity d			
40	63	63.0	6000	10.0	-1.00	DIN 6499 - 32 - I 2-20	DIN 5480 W 20x0.8 x30x24	rechts right	109436

Erforderliche(r) Schlüssel zur Werkzeugspannung / necessary key(s) for tool clamping 105763

Rev 12/08 // Erst.:tba , erstellt am 2012.08.16 // Prüf.:has, geprüft am 2012.08.20