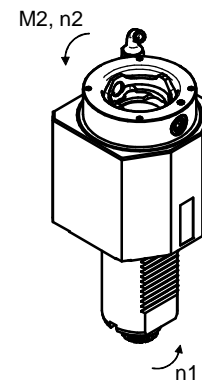
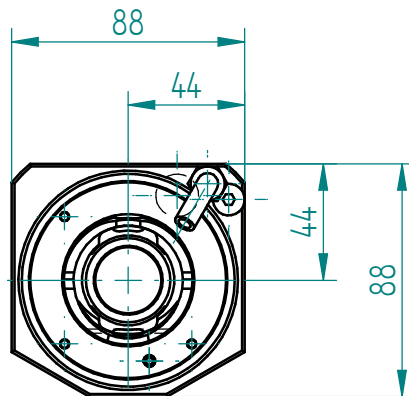
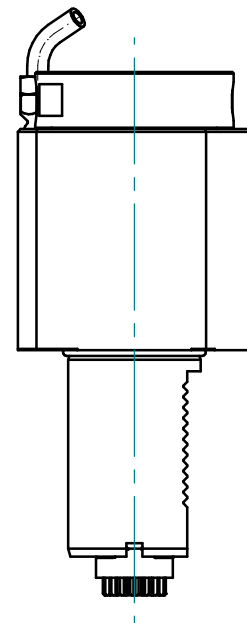
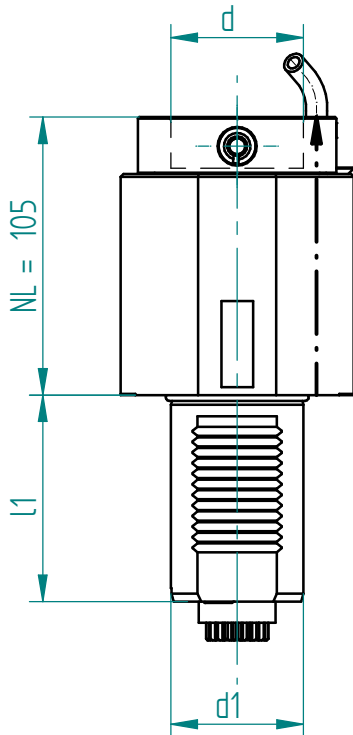


ext. 80 bar



Schaft shank		Drehmoment torque	Drehzahl tool speed	Leistung output	Übersetzung gear ratio	Wkzg.Aufnahme Spannbereich tool holding fixture clamping range	Kupplung coupling	Ausführung version	Bestell-Nr. order N°
DIN 69880									
d1 mm	l1 mm	M2 max Nm	n2 max 1/min	P max KW	$i = n1 : n2$	Spannbereich d chucking capacity d			
50	78	100.0	5000	12.0	1.00	Solidfix S5	DIN 5480 W 24x1.25x30x18	neutral neutral	145908

Erforderliche(r) Schlüssel zur Werkzeugspannung / necessary key(s) for tool clamping

Inbusschlüssel / Allen head wrench