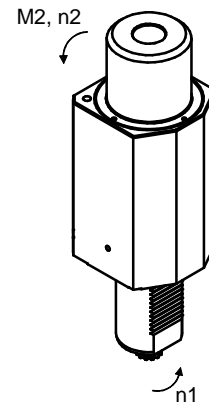
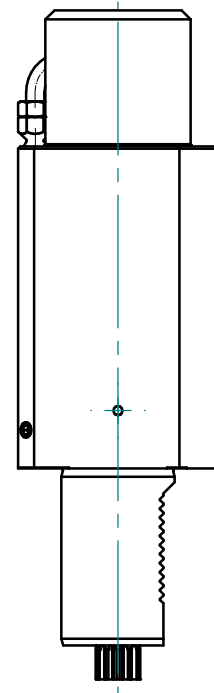
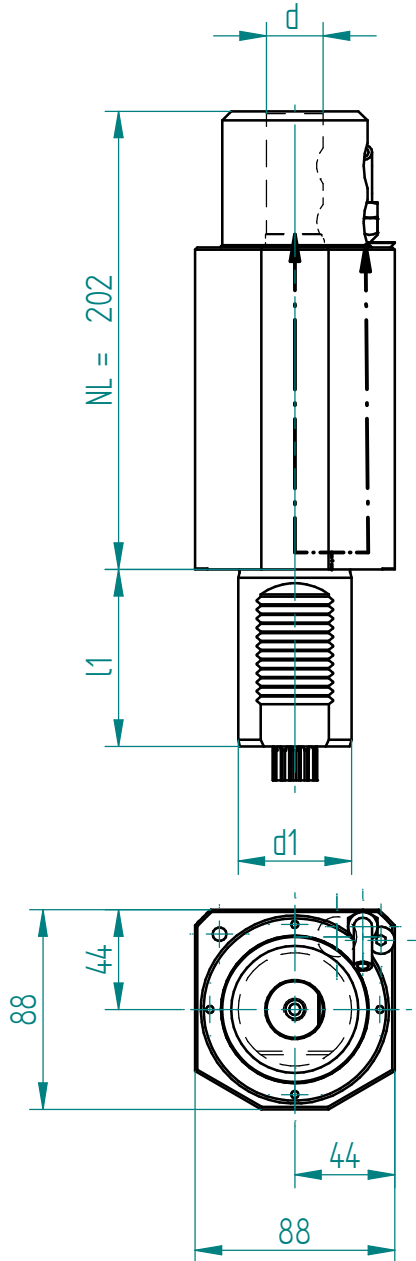


int. 5-80 bar
ext. 80 bar
- \diamond 50 μ m
- Dry run: max. 10%



| Schaft shank | | Drehmoment torque | Drehzahl tool speed | Leistung output | Übersetzung gear ratio | Wkzg.Aufnahme Spannbereich tool holding fixture clamping range | Kupplung coupling | Ausführung version | Bestell-Nr. order N° |
|-----------------|----------|----------------------|------------------------|--------------------|---------------------------|---|----------------------|-----------------------|-------------------------|
| DIN 69880 | | | | | | | | | |
| d1 mm | l1 mm | M2 max Nm | n2 max 1/min | P max KW | $i = n1 : n2$ | Spannbereich d chucking capacity d | | | |
| 50 | 78 | 100.0 | 4000 | 12.0 | 1.00 | DIN 1835 - B 25 25 | DIN 5482 B 20x17 | neutral neutral | 107818 |

Erforderliche(r) Schlüssel zur Werkzeugspannung / necessary key(s) for tool clamping

Inbusschlüssel / Allen head wrench